
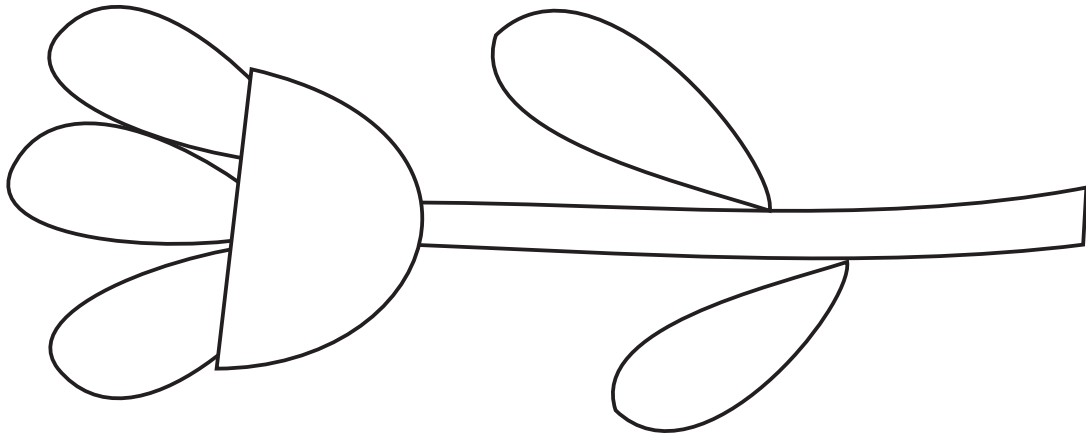


*Makeup Travel Bag / Neceser de Viaje Con Applique*

by Ale Balanzario

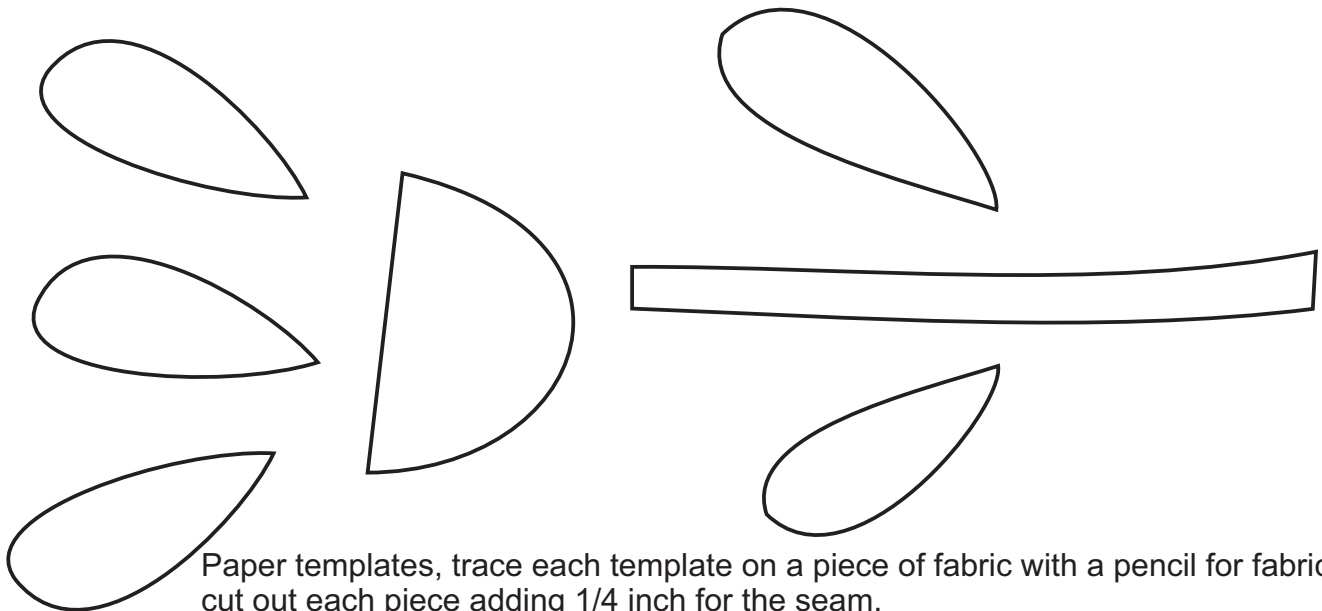


Full tutorial in English on my blog:  
<https://alejandrasquiltstudio.com>

Tutorial completo en Espanol en mi blog:  
<https://alecoseycose.com>

# *Makeup Travel Bag / Neceser de Viaje Con Applique*

by Ale Balanzario




Paper templates, trace each template on a piece of fabric with a pencil for fabrics, cut out each piece adding 1/4 inch for the seam.

The paper templates are made to be used on the Makeup Travel Bag

---

Patrones de papel para hacer el Neceser de viaje con applique, trazar cada patron en una pieza de tela, al cortar cada pieza de tela, se debe agregar el 1/4 de pulgada para la costura.



Full tutorial in English on my blog:  
<https://alejandrasquiltstudio.com>

Tutorial completo en Espanol en mi blog:  
<https://alecoseycose.com>