


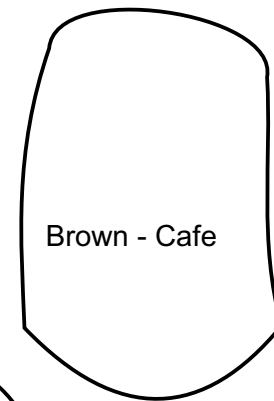

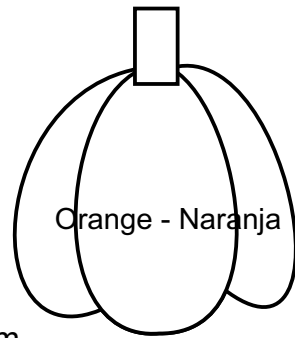
Mini Quilt Autumn

by
Alex Balanzario



Mini Quilt Autumn

by
Alex Balanzario

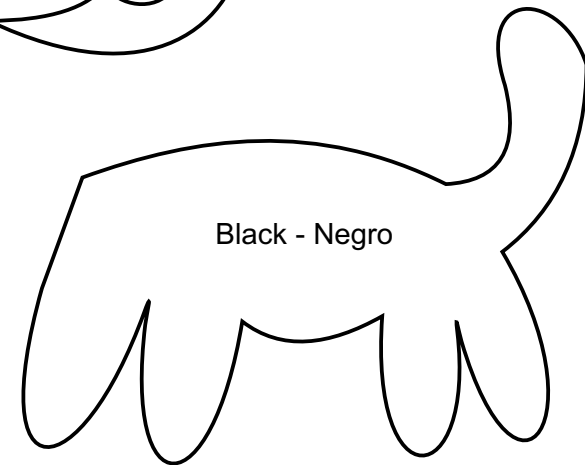




English
www.alejandrasquiltstudio.com

Templates are made actual size,
you need to print them out and cut out.

Lay each template on the fabric and
trace it on the fabric.

When cutting out each piece add 1/4"
for the seam.



Espanol
www.alecoseycose.com

Los patrones estan hechos al tamaño actual

Tienes que imprimirlos, y despues recortar cada patron.

Pon cada patron sobre la tela para marcarlos, al recortar cada pieza deberas aumentar el 1/4 de pulgada para la costura.