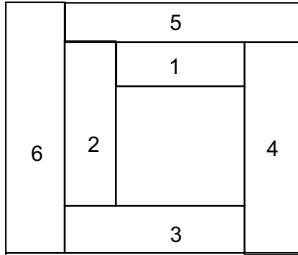


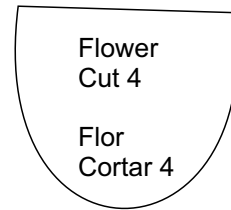
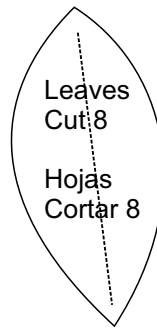
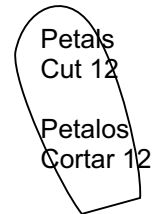
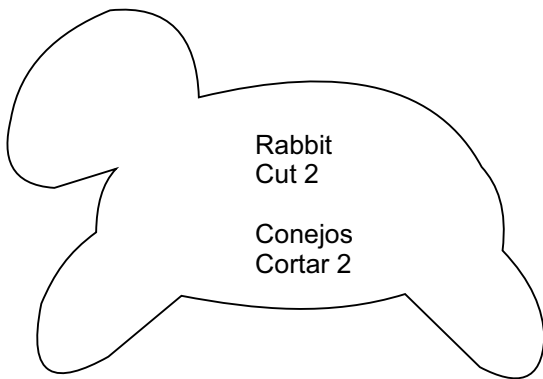
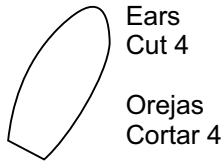
Spring Mini Quilt

by
Ale Balanzario

*Free Pattern
Patron Gratis*



Beige 1 + 2
White Blanco Center - Centro
Pink - Rosa 2 + 3
Yellow - Amarillo 5 + 6
Green - Verde 5 + 6



Note: Cut out all the templates from paper on the black line, trace the templates on fabric, when cutting the pieces out the fabric add 1/4" for the seam on each piece.

Nota: Recortar todos los moldes del papel siguiendo la linea negra de cada molde, marcar cada pieza sobre la tela, al recortar cada pieza deberas agregar 1/4" para la costura

Blog in English:
<https://alejandrasquiltstudio.com>

Blog en espanol:
<https://alecoseycose.com>

