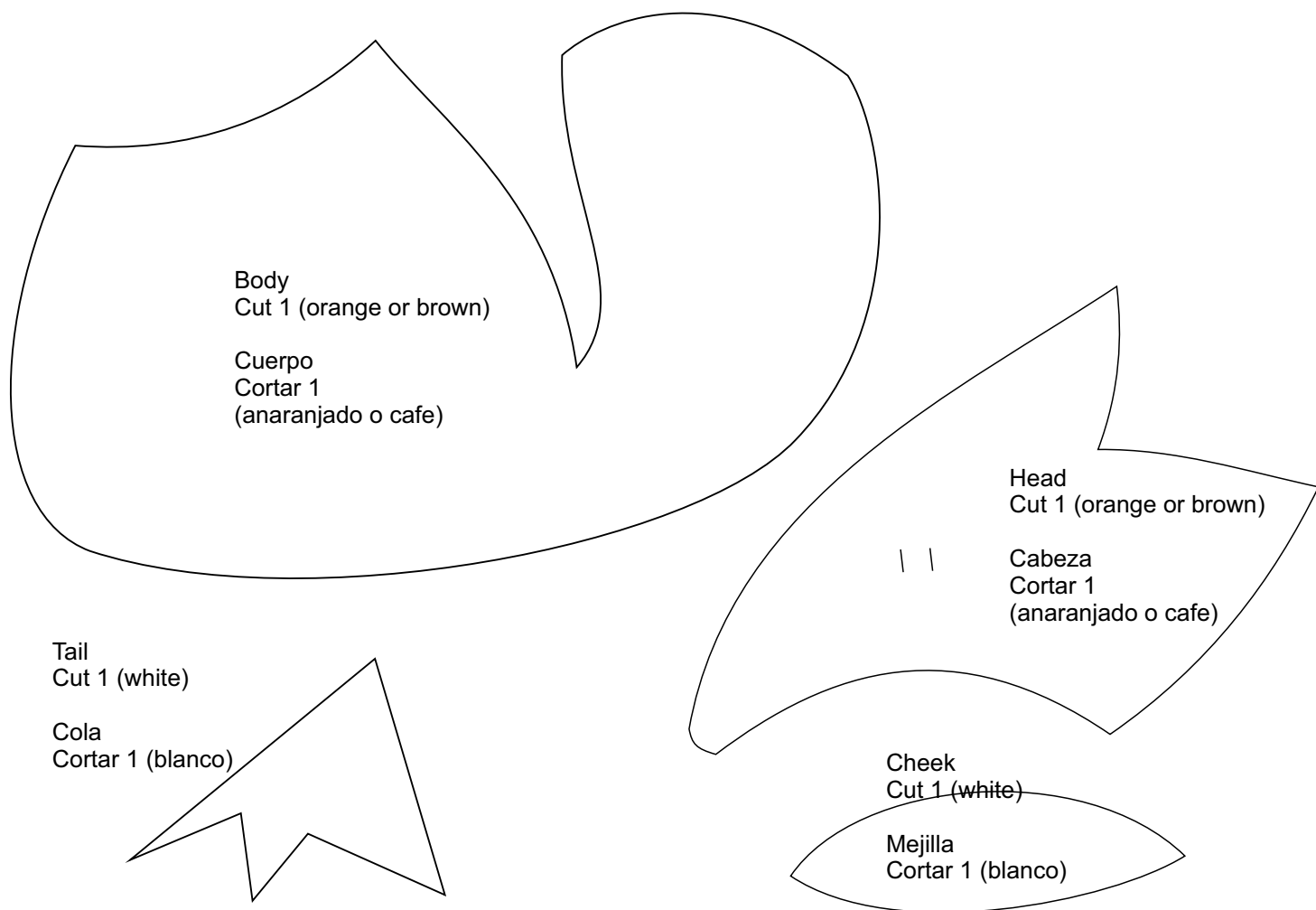


# ABC Quilt

by  
*Ale Balanzario*

Free Pattern

## Fox Zorro



Blog in English: [www.alejandrasquiltstudio.com](http://www.alejandrasquiltstudio.com)

Blog en espanol: [www.alecoseycose.com](http://www.alecoseycose.com)

Print and cut out all templates, trace each template on fabric and when cut each piece out the fabric add 1/4" for the seam.

Imprimir y recortar cada molde, marcar cada molde sobre la tela, y cuando se recorte cada pieza de la tela agregar el 1/4 de pulgada para la costura.

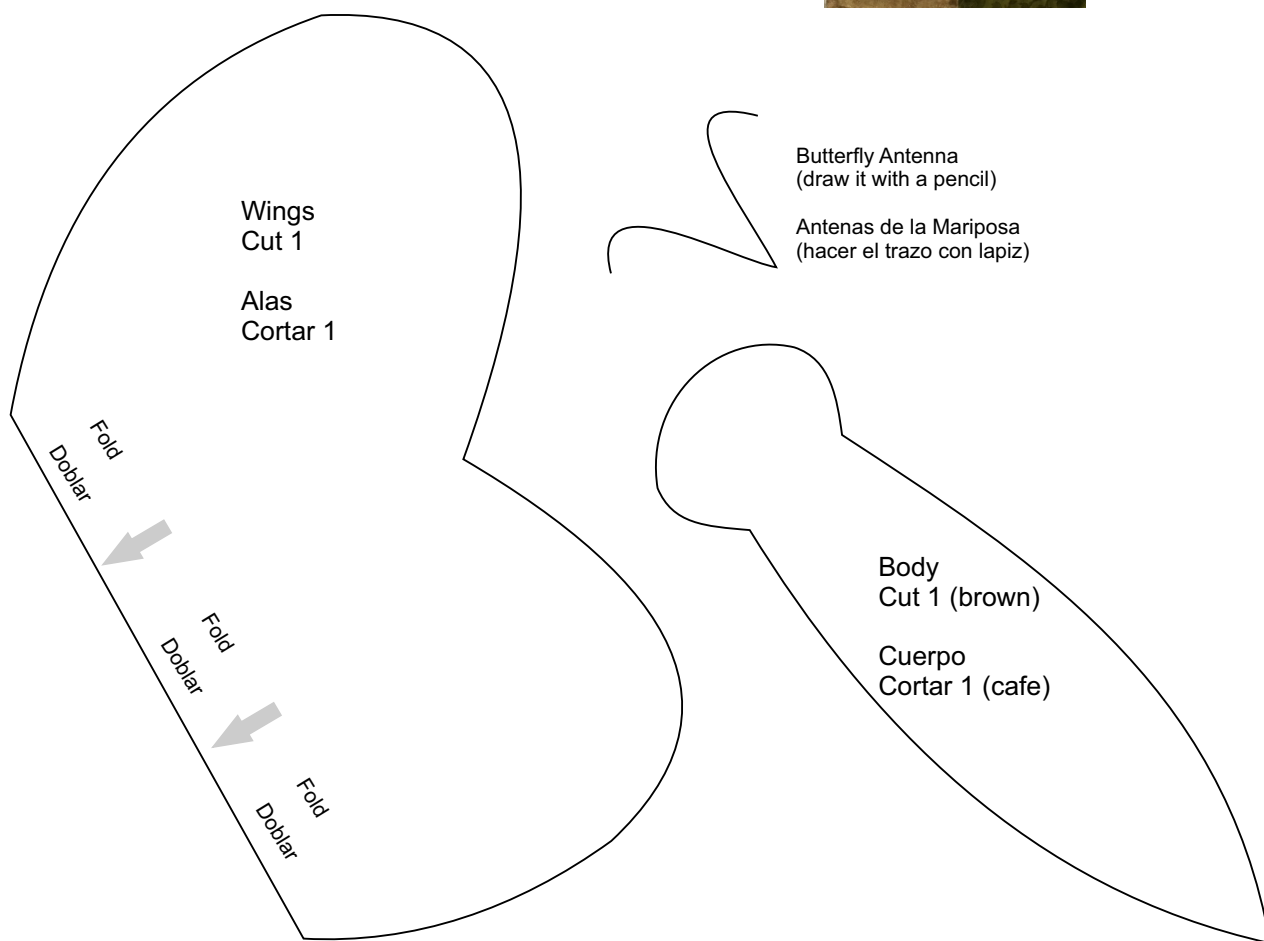
# ABC Quilt

by *Ale Balanzario*

Free Pattern

## Butterfly

## Mariposa



Blog in English: [www.alejandrasquiltstudio.com](http://www.alejandrasquiltstudio.com)

Blog en español: [www.alecoseycose.com](http://www.alecoseycose.com)

Print and cut out all templates, trace each template on fabric and when cut each piece out the fabric add 1/4" for the seam.

Imprimir y recortar cada molde, marcar cada molde sobre la tela, y cuando se recorte cada pieza de la tela agregar el 1/4 de pulgada para la costura.

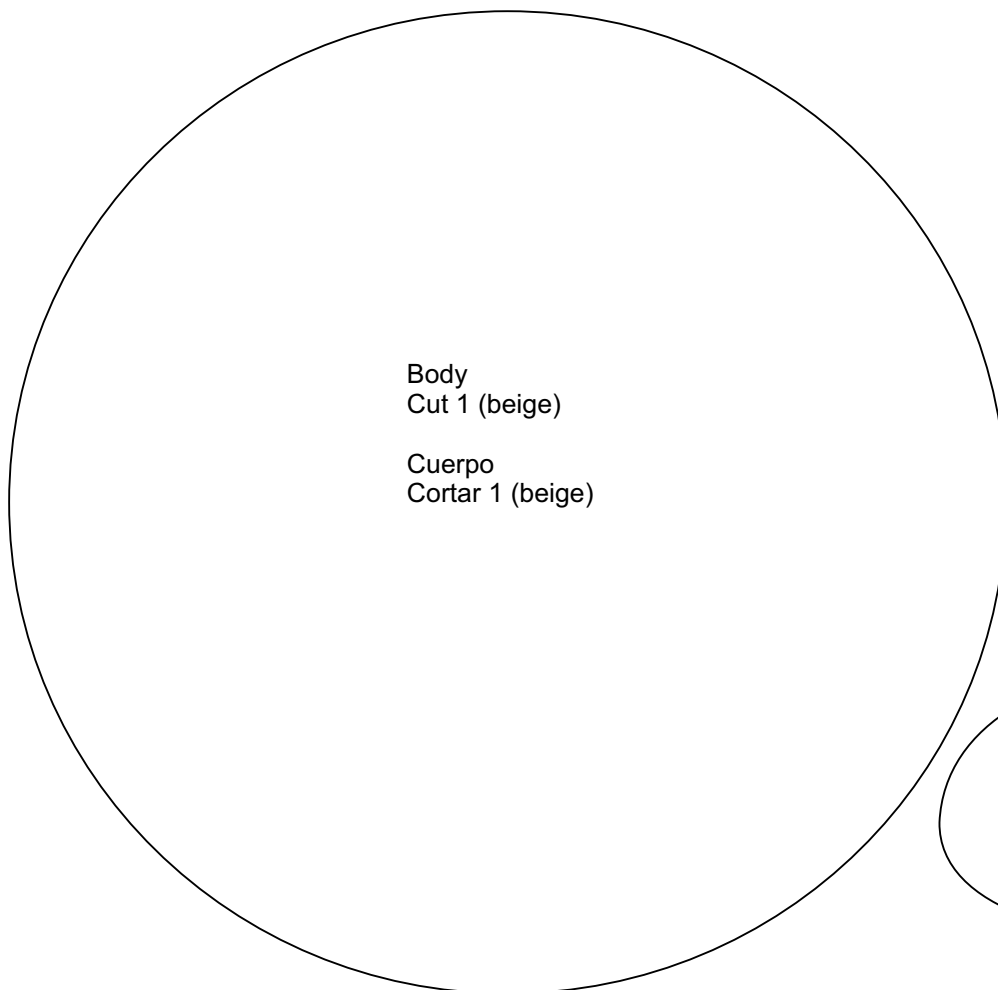
# ABC Quilt

by  
*Ale Balanzario*

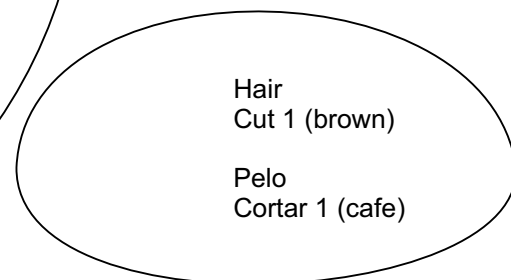
Free Pattern

Sheep

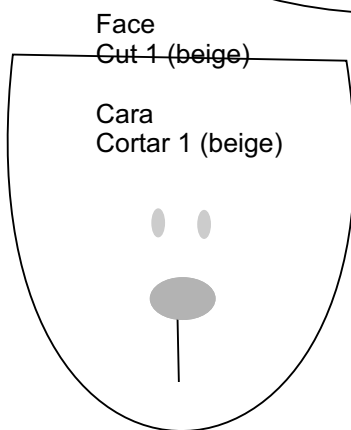
Borrego



Body  
Cut 1 (beige)  
  
Cuerpo  
Cortar 1 (beige)

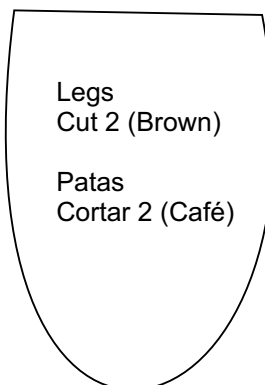


Hair  
Cut 1 (brown)  
  
Pelo  
Cortar 1 (cafe)



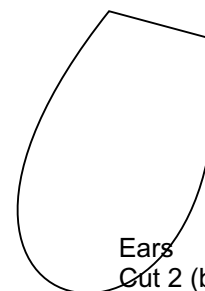
Face  
Cut 1 (beige)

Cara  
Cortar 1 (beige)



Legs  
Cut 2 (Brown)

Patas  
Cortar 2 (Café)



Ears  
Cut 2 (brown)

Orejas  
Cortar 2 (cafe)

Blog in English: [www.alejandrasquiltstudio.com](http://www.alejandrasquiltstudio.com)

Blog en espanol: [www.alecoseycose.com](http://www.alecoseycose.com)

Print and cut out all templates, trace each template on fabric and when cut each piece out the fabric add 1/4" for the seam.

Imprimir y recortar cada molde, marcar cada molde sobre la tela, y cuando se recorte cada pieza de la tela agregar el 1/4 de pulgada para la costura.